



Homework Guide

Review **closed syllables** with your child during the next 2 weeks.

Follow These 5 Steps:

1. Dictate the word and have your child echo the word.
2. Have your child tap out the sounds. Do not tap trick words (in bold).
3. Have your child tell you the letters that go with those sounds.
4. Have your child write the letters. It is helpful if you say the letters as your child writes them.
5. Ask your child to point out the closed syllables in each sentence. (See Answer Key).

WEEK 1

Dictate the words and sentence to your child following the 5 steps listed above.

On Monday Dictate	Review Words	→	pill	hush	chins
On Tuesday Dictate	Review Words	→	crash	fluffs	snug
On Wednesday Dictate	Trick Words	→	say	says	would
On Thursday Dictate	Sentence	→	Bob had the last mint.		

WEEK 2

Dictate the words and sentence to your child following the 5 steps listed above.

On Monday Dictate	Review Words	→	fuss	shrubs	drops
On Tuesday Dictate	Review Words	→	lamp	munch	flags
On Wednesday Dictate	Trick Words	→	see	each	between
On Thursday Dictate	Sentence	→	Pass the small block to Beth.		

Answer Key

WEEK 1 Sentence Closed Syllables - Bob, had, last, mint

WEEK 2 Sentence Closed Syllables - pass, small, block, Beth



Do the "Closed Syllable Search" Activity

Find and circle all the closed syllables. Cross out any syllable if it is not a closed syllable.

spin

crank

ask

no

grab

so

sing

grass

I

lump

smell

tail

pink

eat

snap

Answer Key

Cross out the words **no**, **so**, **I**, **tail** and **eat**. Circle all other words.

WEEK 1

say

says

WEEK 2

see



between



each



→ **Cut words into flashcards. 1.** Each night, help your child **read** all Trick Words from previous units, as well as these. **2.** Have your child **trace** each new Trick Word with his or her finger and **spell** it aloud; and **3.** Cover up the Trick Word and have your child write it with his or her finger on the table while naming each letter.



Writing Grid for Word and Sentence Homework



Review Words



 _____ 



 _____ 



 1 _____ 2 _____ 

 _____ 



 _____ 



 _____ 



 3 _____ 



 _____ 

Current Words



 _____ 



 _____ 



 1 _____ 2 _____ 



 _____ 



Trick Words



 _____ 



 _____ 



 3 _____ 1 _____ 

 _____ 



 _____ 



 _____ 



 2 _____ 3 _____ 



 _____ 



Sentence



 _____ 



 _____ 


 1 _____ 

 _____ 

 _____ 

 _____ 

 _____ 

 _____ 